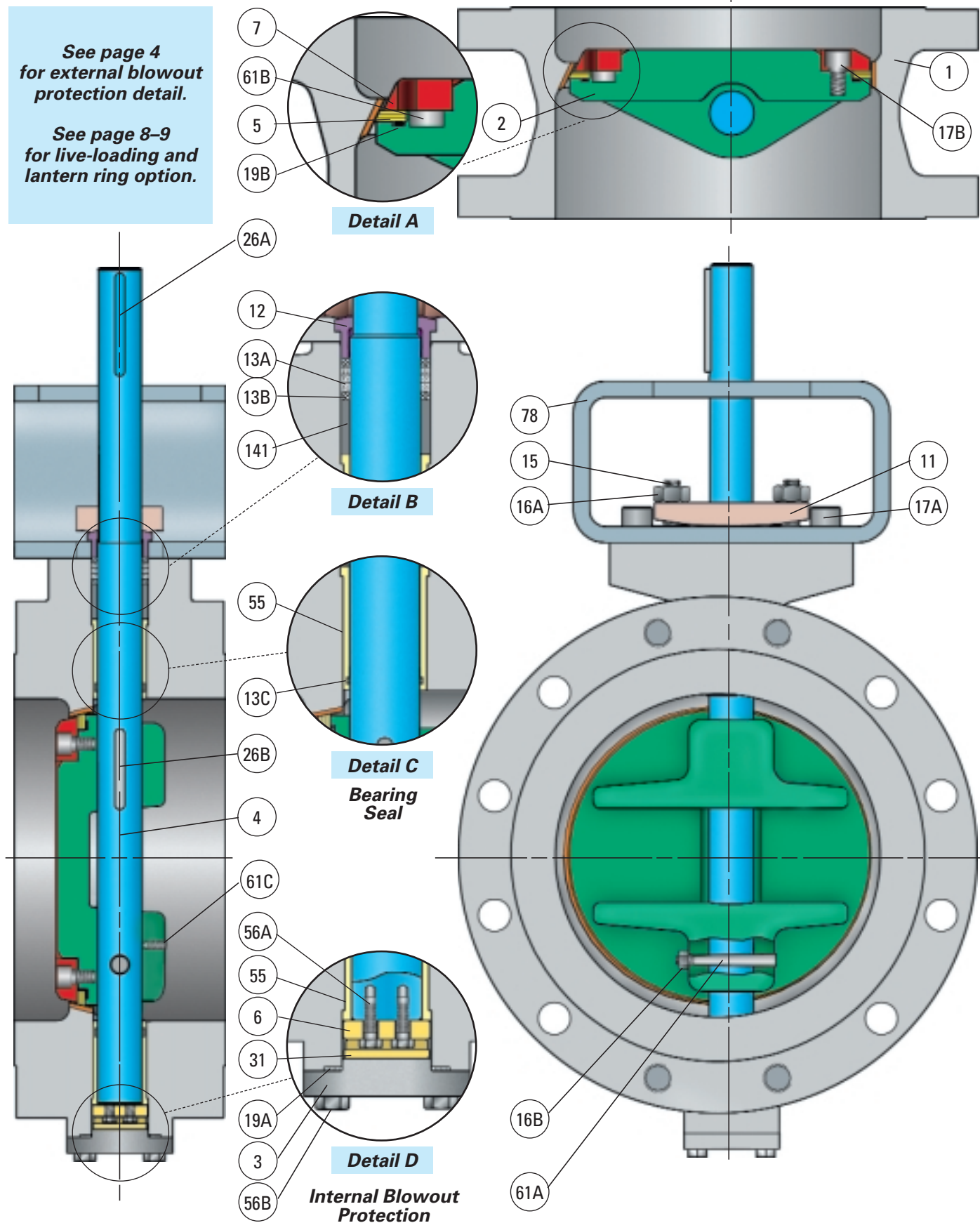


VALVE PARTS AND MATERIALS TO ASTM STANDARDS

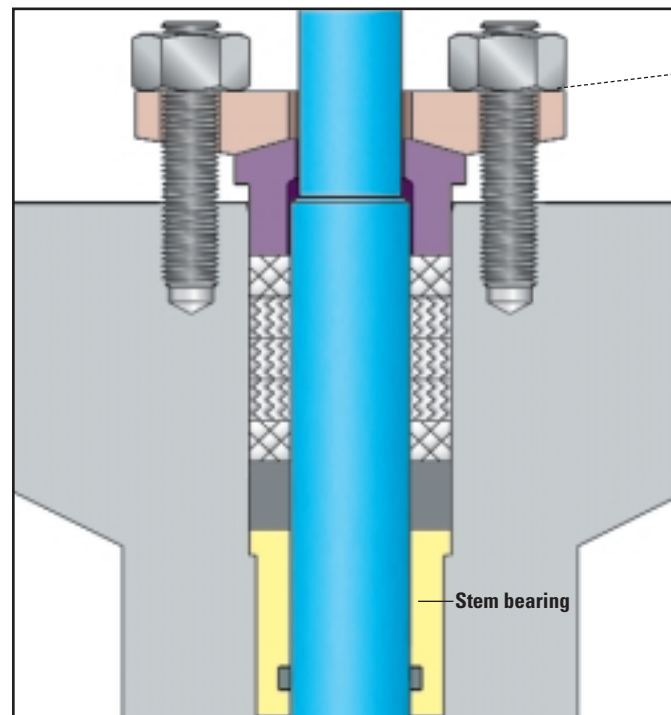


ITEM	QTY	DESCRIPTION	UP TO 750°F (400°C)	UP TO 800°F (427°C)	UP TO 1000°F (538°C)
			CARBON STEEL, NACE	STAINLESS STEEL, NACE	WC6, C5, OR C12
1	1	Valve body	A 216 WCB	A 351 Gr. CF8M	WC6, C5 or C12
		Seat	Stellite	Stellite	Stellite
2	1	Disc	A 216 Gr. WCB nickel plated	A 351 Gr. CF8M	WC6, C5 or C12 nickel plated ⁽¹⁾
3	1	Bottom cover	A 105 CS	A 182 F 316	WC6, C5 or C12
4	1	Shaft	A 479 Gr. 410 2xH1150	A 564 Type 630 2xH1150	B 637 Inconel 718 nitrided
5	1	Laminated seal	Duplex + Graphite	Duplex + Graphite	Duplex + Graphite
6	1	Thrust bearing	A 479 Type 316 nitrided	A 479 Type 316 chrome plated	UNS 21800 Nitronic 60 nitrided
7	1	Retaining ring	Duplex	Duplex	Duplex
11	1	Packing flange	A 105 CS	F309	A 105 CS
12	1	Gland bushing	Type 304	Type 304	Type 304
13A	3	Packing ring	Graphite ribbon	Graphite ribbon	Graphite ribbon
13B	2	Packing ring	Graphite braided	Graphite braided	Graphite braided
13C	2	Bearing protector o-ring	Graphite braided	Graphite braided	Graphite braided
14	Opt.	Lantern ring	Stainless steel	Stainless steel	Stainless steel
15	2	Gland stud	A 193 Gr. B7	A 193 Gr. B8M	A 193 Gr. B16
16A	2	Gland heavy hex nut	A 194 Gr. 2H	A 194 Gr. 8M	A 193 Gr. B16
16B	1	Taper pin hex nut (crimped)	SS 316	SS 316	SS 316
17A	4	Actuator bracket hex. socket cap screw	Alloy steel	Alloy steel	Alloy steel
17B	set	Retainer hex. socket cap screw	SS 316	SS 316	A 193 Gr. B6
19A	1	Bottom cover spiral wound gasket	SS 347 + Graphite	SS 347 + Graphite	SS 347 + Graphite
19B	1	Disc spiral wound gasket	SS 347 + Graphite	SS 347 + Graphite	SS 347 + Graphite
26A, B	1	Key	A 479 Type 410 2xH1150	A 564 Type 630 2xH1150	A 479 Type 410 Cond. 2
31	1	Locking plate	A 479 Type 316	A 479 Type 316	UNS 21800 Nitronic 60 nitrided
55	2	Stem bearing	A 479 Type 316 nitrided	A 479 Type 316 chrome plated	UNS 21800 Nitronic 60 nitrided
56A	2	Thrust bearing hex. head cap screw	SS 316	SS 316	SS 316
56B	4	Cover heavy hex. headcap screw	A 193 Gr. B8M	A 193 Gr. B8M	A 193 Gr. B16
61A	1	Taper pin	A 479 Gr. 410 2xH1150	A 564 Type 630 2xH1150	B 637 Inconel 718 nitrided
61B	1	Centering pin	Stainless steel	Stainless steel	Stainless steel
61C	1	Assembly set screw	Alloy steel	Stainless steel	Alloy steel
78	1	Actuator bracket	Carbon steel	Carbon steel	Stainless steel
141	1	Packing spacer	Stainless steel	Stainless steel	Stainless steel

All NACE materials to be supplied in condition respective MR01.75-99.
Alternative materials for body, disc and other parts are available to meet specific conditions.

As a result of extensive tests conducted by Velan between 1966 and 1972, a new technology emerged at the time for high performance, leakproof, long life, and low maintenance stem seals for nuclear power, now available for all industries and applications. Velan is continuing its efforts in updating the low emission technology which, in the case of butterfly valves, concerns the stem seal alone (no body-bonnet joint) to newly emerging standards.

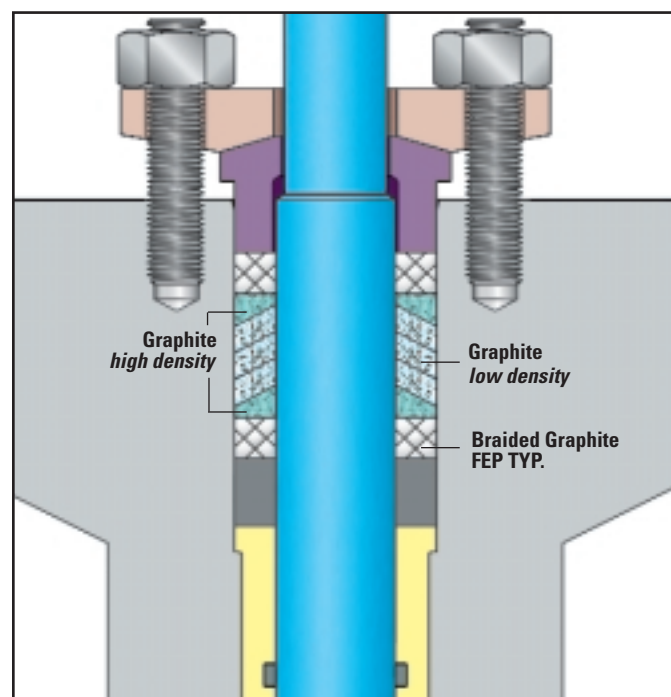
1. STANDARD LOW EMISSION STEM SEAL WITH 0-20 PPM



- OPTIONAL LIVE-LOADING** provides predictable and constant packing compression for more than 5000 cycles before adjustment or re-packing.
- Short and narrow packing chamber**
Maximum 5 rings, 1/4" wide.
 - Large compression load required**
Graphite rings precompressed to 4000 psi for effectiveness of all rings. Gland torque must be maintained after installation and in service to levels shown in manuals.
 - Superior finish (32 RMS)** of packing chamber and stem (8 RMS) to assure long cycle life.
 - Stem bearing** to assure concentric stem rotation, allowing stem packing to provide maximum sealing effectiveness.
 - Two-piece gland** with spherical mating surfaces to assure an even packing load over 360%.

2. EFV* STEM SEAL WITH "0" HELIUM BUBBLES

** Environmentally Friendly Valve*

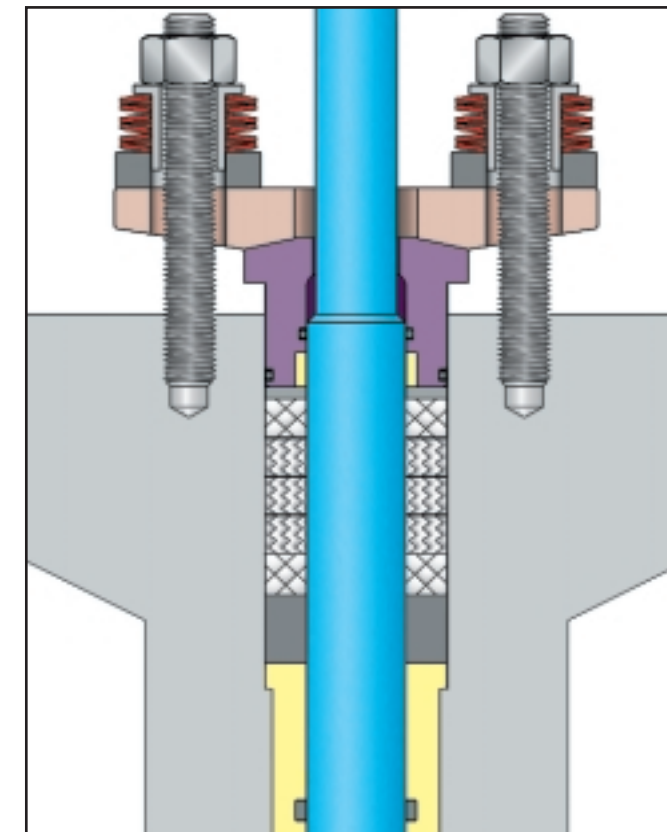


- The Garlock EVSP 9000 High Performance Packing** is installed and then compressed using gland bolting to approximately 80% of its "free length". The inherent sealing ability due to its cup and cone technology and excellent quality of materials has been proven in standard and very difficult valve applications, all backed up by an intensive research program carried out by BP-Amoco, calling it the Environmentally Friendly Valve Technology.
- 10% of valves are tested for compliance or zero helium bubbles with helium leak detectors, at the highest, cold operating pressure for a given pressure class (150 & 300).

The new European specification, called TA-LUFT which is controlled by a section of the German TUV agency (Technischer Überwachungs-Verein), demands for critical valves a maximum leakage of less than 1 ppm (0.0014 ppm). Certification issued after extensive pressure and cycling tests with H.P. helium, witnessed by TA-Luft inspectors, assures the design and performance of a given stem seal to be equivalent to a bellows seal design. Velan has qualified two different stem seal designs to the TA-LUFT regulations.

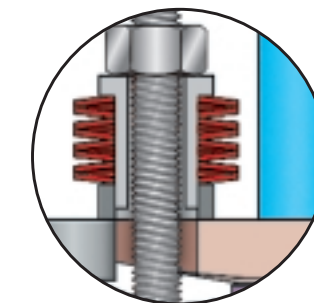
3. THE TA-LUFT* SEAL WITH LESS THAN 1 PPM (0.0014 PPM)

** Technical instructions to maintain cleanliness of air.*



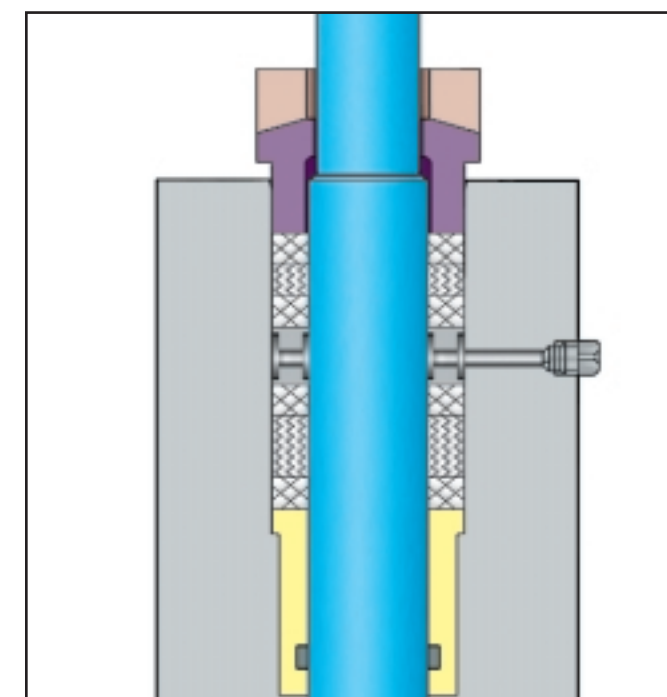
- Fully-guided stem**
Stem bearings in body and gland follower prevent wobbling and packing leakage due to side thrust on stem.
- Precompressed packing rings to 4000 psi.**
- Two O-Rings in gland follower** provide additional stem seal protection to assure tightness of less than 1 ppm.
- Live-loading**
Provides constant packing compression and is essential for this packing arrangement.
- Two-piece flanged gland.**
- Superior finish of packing chamber (32 RMS) and stem (8 RMS) to assure long life.**

4. LANTERN RING OPTION DOUBLE PACKED WITH LEAK-OFF MONITORING PURGE PORT



OPTIONAL LIVE-LOADING

provides predictable and constant packing compression for more than 5000 cycles before adjustment or re-packing.



Double packing with leak-off monitoring purge port. Two sets of packing rings, precompressed to 4000 psi (graphite). A lantern ring and leak-off connection allows removal of leakage, if any, from bottom packing set.