

HyVision and SafeVision

Valve Position Monitoring



- *Kwik Set switch position setting*
- *High visibility visual indication*
- *Eliminates additional Junction Boxes*
- *Suitable for bus communication*
- *Corrosion Resistant*

HYTORK 


EMERSON[™]
Process Management

HyVision and SafeVision

Engineered Valve Position Monitoring integrated with your actuator

Rugged & Corrosion Resistant

To meet the challenges of today's process environments, both enclosures are manufactured from state-of-the-art materials that provide superior strength and maximum resistance to attack from corrosives.

Visual Indication


HYTORK's visual indication (Patent No. GB 2 229 2548) is the largest, most easily seen indicator available. Protected by the virtually unbreakable polycarbonate cover, accurate position indication can be viewed from almost any angle.

Switches

Both enclosures accept a large choice of switch designs, including hermetically sealed reed switches, V3 micro switches, proximity sensors, plus other control accessories. Up to four switches and other feedback devices can be installed. *The right choice for your application.*

Easy Switch Position Setting

Both enclosures feature Kwik Set Cam adjustment for easy, precision position indication and calibration.



■ Micro switch,

Proximity Sensor, Reed switch, and Pneumatic switch options

■ High visibility visual indication

■ Flow path monitoring for multiport valves

■ Eliminates additional Junction Boxes

■ Kwik Set switch position setting

■ Suitable for bus communication

■ Corrosion Resistant

Superior Sealing

"O" ring seals are used to provide reliable protection against the ingress of solids and liquids.

A Multiple Use Junction Box

Both enclosures are available with multiple conduit entries and multiple internal terminal wiring strips. Efficient use of the housings eliminates the need for separate electrical junction boxes. Solenoid valves, limit switches and other feedback devices can all be wired in this one single enclosure. *A real cost and time saver.*

VDI/VDE Accessory Mounting

All HYTORK enclosures meet the VDI/VDE international accessory mounting standards for ease of assembly and application. An universal VDI/VDE accessory mounting platform is available.

Bus Communication

Both enclosures are suitable for bus communication technologies (AS-interface, Profibus DP and PA).



HyVision

A rugged, corrosion resistant enclosure for environments that require a weatherproof IP66 rating. The base is manufactured from composite resin and the indicator cover from high impact polycarbonate. Available with up to 3 conduit entries and switch wiring for up to 16 terminals. HYVision Zone 2 (EEx N IIC T6) utilises specially rated components and is certified to CENELEC Zone 2 Specifications.



SafeVision

A rugged, explosion proof enclosure, designed to meet CENELEC EN 50 018 Code EExd requirements. A two part epoxy coating provides a corrosion resistant exterior to the aluminium housing. Also available in COMMANDO bonded coating for more aggressive environments. The indicator cover is manufactured from high impact polycarbonate. Also available without visual indication. Available with up to 4 conduit entries and switch wiring for up to 20 terminals. The unique split shaft design allows the cover and visual indicator to be removed as a complete unit within the smallest possible space.

Specifications

General Specifications

Temperature Range:

Standard: -40°C to 100°C (-40°F - 212°F)

Visual Indicator Options:

0° to 90°

0° to 180°

Many Flow Path Monitoring Options.

Alternative Colours and Languages

available on request.



Standard Electrical Thread Forms:

Standard: M20

Optional: M25

1/2" & 3/4" NPT Threads

PG13.5 European

Compatible Switch Options:

Standard: 2 x V3 SPDT

Mechanical Micro Switches

Optional: 1 - 4 Switches

- Proximity Sensors

- DPDT Switches

- Reed Switches

- Pneumatic Switches

Mechanical Switches

Electrical Ratings (Resistive Loads)

SPDT			DPDT	
AMPs	VAC	VDC	AMPs	VAC
15	125	-	10	125
15	250	-	10	250
0.5	-	125	-	-
0.25	-	250	-	-

Hazardous area selection guide

Area Class	Classification Division	Method of Protection	US (NEC 500)	Hytork product
I	I	Intrinsically Safe	I/S	HyVision or SafeVision
I/II	I	Explosion Proof	Class I, Div I&II, Groups C & D Class I, Div I&II, Groups E,F & G Class I, Div II, Groups A & B	Explosion Proof SafeVision UL listed (Cert.No.Ex 030496-100737)
Ingress Protection		Dust & Waterjet protected	NEMA 4, 4X	HyVision or SafeVision

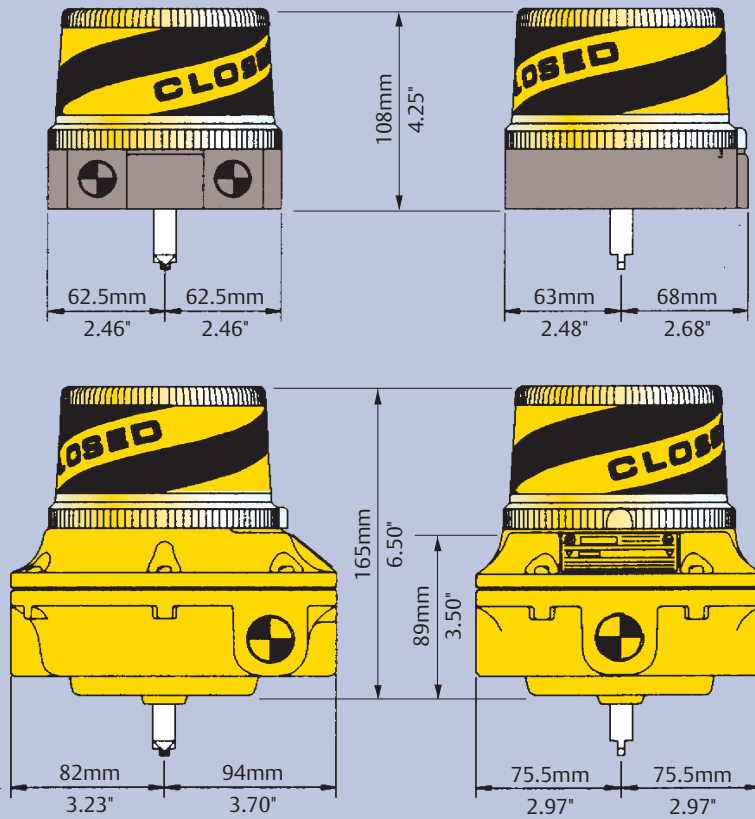


Specifications Bus components

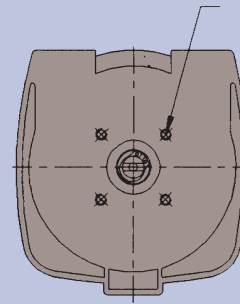


Specification	HyVision Profibus® DP	HyVision Profibus® PA	HyVision ASI
Fieldbus Card:			
I/O Input	2 for position indication	2 for position indication	2 for position indication
Output	2 for one or two solenoids	2 for one or two solenoids	1 for the solenoid valve
Operating temperature	-25° to +80°C -13° to +176°F	-25° to +80°C -13° to +176°F	-25° to +80°C -13° to +176°F
Power supply	24VDC	By the bus system	By the bus system
Max.current	252mA	16mA (inc.solenoid)	100mA
Isolation	Galvanic	-/-	-/-
Solenoid:			
Type	Single or dual coil	Single or dual coil solenoid	Single coil
Supply	24 VDC, 2.6 W max.	with piezotronic component	24 VDC, 2.6 W max.

Dimensions

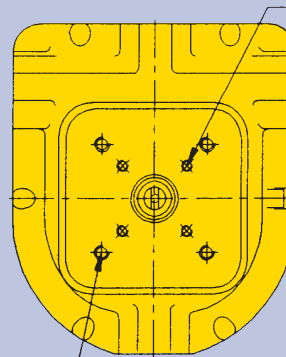


Mounting Details



Metric
4 holes
M6 x12mm
deep equi-spaced
on a 50mm PCD

Imperial
4 holes
1/4"-20UNCx 5/8"
deep equi-spaced
on a 1.968" PCD




Metric
4 holes
M6 x12mm
deep equi-spaced
on a 50mm PCD

Imperial
4 holes
1/4"-20UNCx 5/8"
deep equi-spaced
on a 1.968" PCD

Metric
4 holes
M8 x10mm
deep on a 2.25"
(57.15mm) square

Imperial
4 holes
3/8"-18UNCx 3/8"
deep on a
2.25" square

Shaft Details



**Emerson Process Management
Valve Automation Division
Hytork**
6 Bracken Hill
Southwest Industrial Estate
Peterlee, Co. Durham
SR8 2LS
United Kingdom
T: +44 (0191) 518-0020
F: +44 (0191) 518-0032
E: info.Hytork@EmersonProcess.com

**Emerson Process Management
Valve Automation Division
Hytork**
9009 King Palm Drive
Tampa
Florida
33619
United States of America
T: +1 (813) 630-2255
F: +1 (813) 630-9449
E: info.Hytork.USA@EmersonProcess.com

Important:

Due to Emerson's continuing commitment to engineered product advancement, data presented herein is subject to change. Pictures, schematics and other graphics contained herein are published for illustration purposes only and do not represent product configurations or functionality. © 2002 Emerson, All rights reserved. All rights to trade marks reside with their respective owners.

www.hyork.com

HYTORK



EMERSON
Process Management